

To
The Principal
Dr. Sau. Kamaltai Gawai Institute of Engineering & Technology
Darapur, Dist-Amravati

Through: IQAC coordinator, KGIET Darapur

Subject: Submission of report on Students Satisfaction Survey (SSS) on overall performance of institution for the academic year 2020-21


Respected Sir,

In the academic year 2020-21, under the guidance and support of IQAC of the college, the Feedback committee devised questionnaire for Student Satisfaction Survey (SSS) on overall performance of institution, which were put in a google form. Then, the students were informed through notices, social media groups, etc. to provide their inputs for SSS on overall performance of institution through online mode. With a myriad participation of learners from different courses and classes, the responses of the learners were recorded. After that, the committee executed the analysis of response received from the students. I am hereby submitting the report for your kind perusal and necessary further action. I hope you will accept the report.

Thanking You.

Date: 08/03/2021

Place: Darapur



Prof. M. J. Watane
Convener-Feedback Committee

Encl: Copy of SSS Report

**Report on
Students' Satisfaction Survey (SSS) on Overall Performance of
Institution**

for the year 2020-21

Submitted to

**Principal,
Dr. Sau. Kamaltai Gawai Institute of Engineering & Technology,
Darapur**

By

**Feedback Committee,
Dr. Sau. Kamaltai Gawai Institute of Engineering & Technology,
Darapur**

Student Satisfaction Survey on overall performance of institution in 2020-21:

In the year 2020-21, under the guidance and support of IQAC of the college, the Feedback committee devised questionnaire for Student Satisfaction Survey (SSS) on overall performance of institution, which were then uploaded on the institutional website. Then, the students were informed through notices, social media groups, Google classrooms, etc. to provide their inputs for SSS on overall performance of institution through online interactive mode. With a myriad participation of learners from different courses, the survey was accomplished. The response received from students and other details associated with SSS on overall performance of institution in 2020-21 are as follow:

Survey/Feedback type: **ONLINE**

Direct link of the Google Form: <https://forms.gle/XCPLCsJcUrB2gQQz6>

No. of students participated: **451**

Total no. of questions attempted: **20**







Qu Sr. No.	Question	Opinions of answer in percentage					Scale of opinion	% of opinion
		A	B	C	D	E		
1	How much of the syllabus was covered in the class?	85 to 100%	70 to 84%	55 to 69%	30 to 54%	Below 30%	85 to 100% and 70 to 84%	89%
		55%	34%	2%	7%	2%		
2	How well did the teachers prepare for the classes?	Throughtly	satisfactorily	poorly	indifferently	Wont teach at all	Throughtly and satisfactorily	96%
		55%	41%	2.98%	1.02%	0%		
3	How well were the teachers able to communicate ?	Always effective	Sometimes effective	Just satisfactorily	Generally ineffective	Very poor communication	Always effective and Sometimes effective	98.86%
		87.32%	11.54%	1.05%	0.04%	0.05%		
4	The teacher's approach to teaching can best be described as	Excellent	Very good	good	fair	poor	Excellent and Very good	97.04%
		84.02%	13.02%	2.43%	0.5%	0.03%		
5	Fairness of the internal evaluation process by the teachers.	Always fair	Usually fair	Sometimes unfair	Usually unfair	unfair	Always fair and Usually fair	100%
		93.90%	6.1%	0	0	0		

6	Was your performance in assignments discussed with you?	Every time	usually	occasionally	rarely	never	Every time usually	96.7%
		87.60%	9.10%	3.3%	0	0		
7	The institute takes active interest in promoting internship, student exchange, field visit opportunities for students.	regularly	often	sometimes	rarely	Never	regularly often	89.8%
		56.45%	33.35%	9.9%	0.1%	0.2%		
8	The teaching and mentoring process in your institution facilitates you in cognitive, social and emotional growth.	significantly	Very well	moderately	marginally	Not at all	significantly and Very well	96.22%
		87.3%	8.92%	3.25%	0.5%	0.03%		
9	The institution provides multiple opportunities to learn and grow.	Strongly agree	agree	neutral	disagree	Strongly disagree	Strongly agree and agree	98.71%
		83.31%	10.4%	1.2%	0.05%	0.04%		
10	Teachers inform you about your expected competencies, course outcomes and programme outcomes.	Every time	usually	occasionally	rarely	Never	Every time and usually	96.6%
		65.3%	31.30%	1.3%	1.5%	0.6%		
11	Your mentor does a necessary follow-up with an assigned task	Every time	usually	occasionally	rarely	I don't have a mentor	Every time and usually	99%
		54%	45%	1%	0	0		

	to you.							
12	The teachers illustrate the concepts through examples and applications.	Every time	usually	occasionally	rarely	Never	Every time and usually	99%
		70%	29%	1%	0	0		
13	The teachers identify your strengths and encourage you with providing right level of challenges.	fully	reasonably	partially	slightly	Unable to	Fully and reasonably	76%
		33%	43%	21%	3	0		
14	Teachers are able to identify your weaknesses and help you to overcome them.	Every time	usually	occasionally	rarely	Never	Every time and usually	76%
		37%	39%	21%	2.9%	0.1%		
15	The institution makes effort to engage students in the monitoring, review and continuous quality improvement of the teaching learning process.	Strongly agree	agree	neutral	disagree	Strongly disagree	Strongly agree and agree	88.90%
		55%	33.90%	11.1%	0	0		
16	The institute/teachers use student	To great extent	moderate	Some what	Very little	Not at all	To great extent and moderate	98%


	centric methods, such as experiential learning, participative learning and problem solving methodologies for enhancing learning experiences.	64%	34%	2%	0	0		
17	Efforts are made by the institute/ teachers to inculcate soft skills, life skills and employability skills to make you ready for the world of work.	To great extent	moderate	Some what	Very little	Not at all	To great extent and moderate	99%
		87.50%	11.50%	0.4%	0.6%	0		
18	What percentage of teachers use ICT tools such as LCD projector, Multimedia, etc. while teaching.	Above 90%	70 to 89%	50 to 69%	30 to 49%	Below 29%	Above 90% and 70 to 89%	93.1%
		59.8%	33.3%	6.69%	0.1%	0.11%		
19	The overall quality of teaching-learning process in your institute is very good.	Strongly agree	agree	neutral	disagree	Strongly disagree	Strongly agree and agree	96.67%
		63.3%	33.37%	3.12%	0.1%	0.11%		
20	Suggestions						Recorded	
	Average Rating							93.92%

This report has been prepared by the following members of feedback committee:

SN	Name of Faculty	Designation	Signature
1	Prof. M. J. Watane	Convener	
2	Prof. T. N. Ghorsad	Member	
3	Prof. P. G. Bonde	Member	
4	Prof. H. K. Lonpande	Member	
5	Prof. A. W. Kale	Member	
6	Dr. S. S. Dabhane	Member	


Prof. D. B. Pawar
IQAC Coordinator




Dr. S. V. Bansod
Principal
PRINCIPAL
Dr. Sau. K.G.I.E.T., Darapur
Tq. Daryapur, Dist. Amravati